

MOBILE WEBSITE ORDER FORM

Email: sales@lawtech.com.au -or- Fax: +617 3102 9272

Date:

Issue receipt to this entity

Company:

Address:

State/Province:

Zip/Postal Code:

Country:

Phone:

Email:

Contact Name:

SMS these mobiles when ready

☐ **Calin Bonus Only: Register software to different address or entity**

Registered User:

Address:

State/Province:

Zip/Postal Code:

Users	Purchase Description	Terms	Per year with Gst	Total for Years

Payment

☐ Direct Deposit >

☐ Cheque

☐ Credit Card

☐ Mastercard

☐ Visa

Bank Account Details

Lawtech (Aust) Pty Ltd

Westpac Banking Corporation

BSB: **034-167** Account: **213-337**

Use reference:

Sub-total

Grand Total

Payment in Australian Dollars Only

Card Number

Expiration Date

Cardholder Name

Print to paper
then Sign

Contact us if you would prefer to use PayPal or any of the credit cards it supports.

Internal Use Only

Received

Cleared

Shipped

Mobile Website Specification

1. Website <http://>

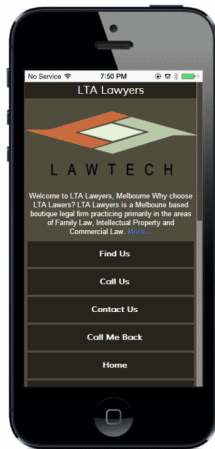
2. Choose your preferred theme, or let us base it on your existing website

☐ A

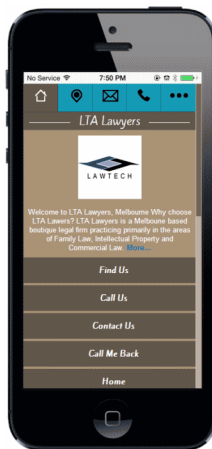
Use a theme that best matches our main website.

This can include themes not shown here.


☐ B




☐ C



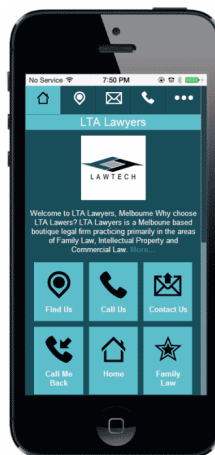
☐ D




☐ E




☐ F



☐ G



☐ H



☐ I



3. Options

☐ Allow user to request appointment by email

Email to

Other Preferences.
We'll try, but can't guarantee.

☐ Include office hours

Hours if
not
9-5 M-F

☐ Include Street Address for GPS Map

Address

Mobile Website Provisioning

You **do not have to provide this information right now**, but we will need it if and when you want us to do the final integration.

Your new mobile website needs to be integrated into your existing website so that mobile users are automatically detected and redirected to it.

This involves changes in two places.

1. A small amount of code is added to the website. It detects whether a mobile-browser is calling it and if so, redirects to the mobile website. We will give you the code your web technician needs, or you can give us the web host login credentials and do it for you.

2. Ideally, a new 'A' record needs to be added in your domain registry records. Again, we will give you the settings your web technician needs, or you can give us the registrar login credentials and we'll do it for you.

If you have a very basic registry account you may not be allowed to modify the 'A' records - in which case we can either sub-optimally work around that, or you can consider adding that facility to your registry account.

☐ Option: Integrate into our website (otherwise just tell us how to do it)

Web host control panel http://

User name

Password

Domain registrar http://

User name

Password

Comments

We instantly encrypt your login credentials for your protection, but would prefer being given temporary user names & passwords that you change afterwards so there can be no doubt we were not involved if coincidentally at a later time your site is broken into somehow.